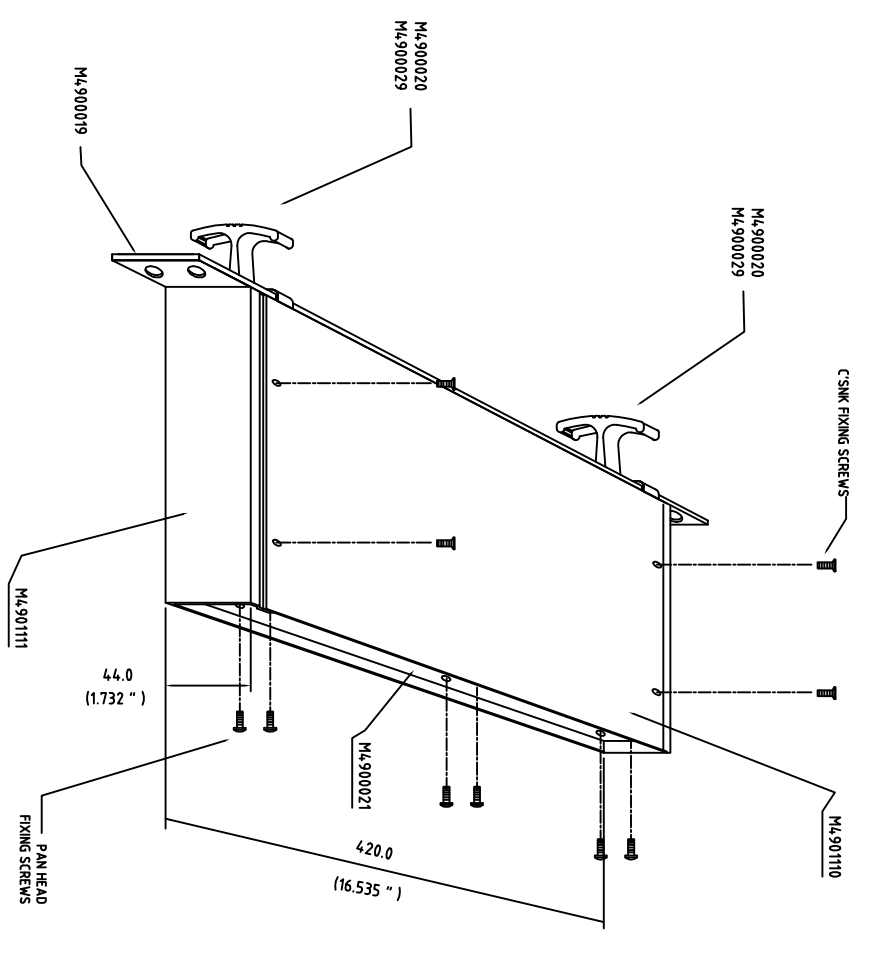
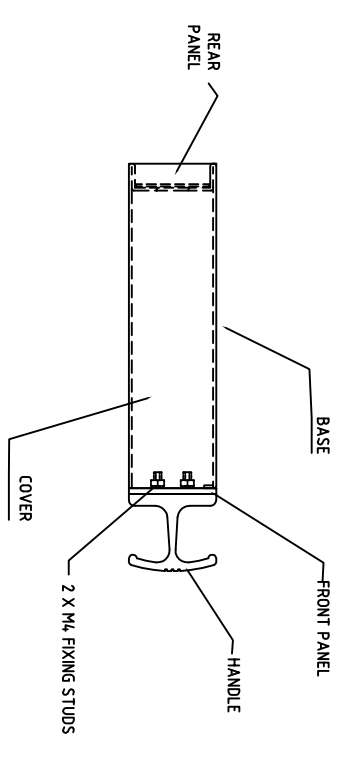
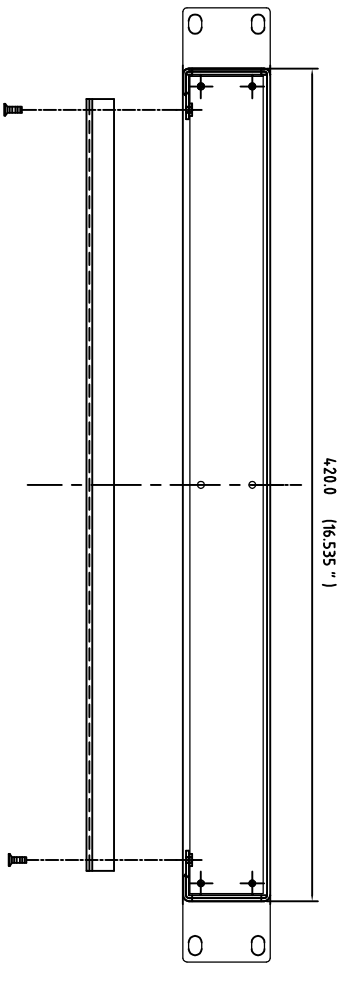
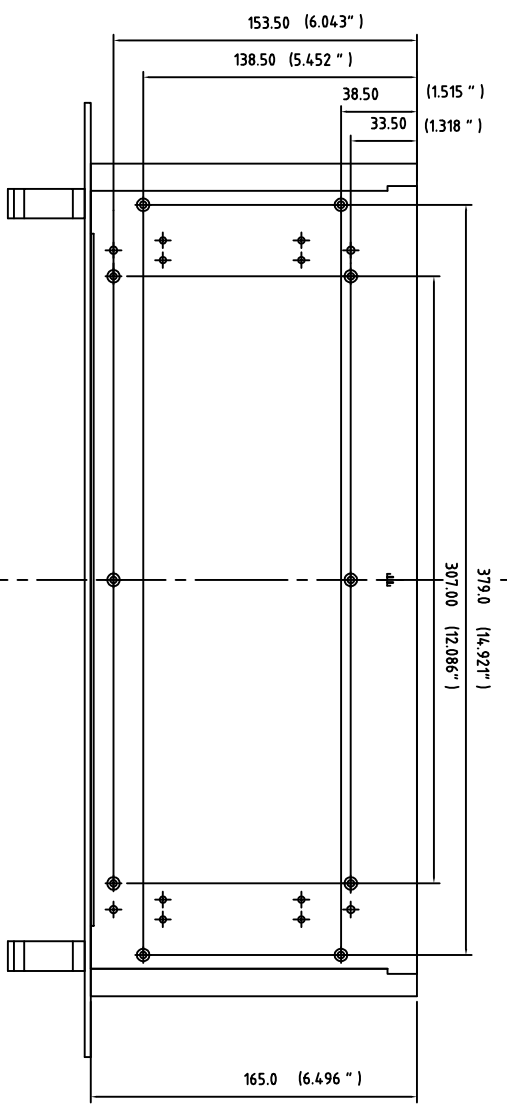
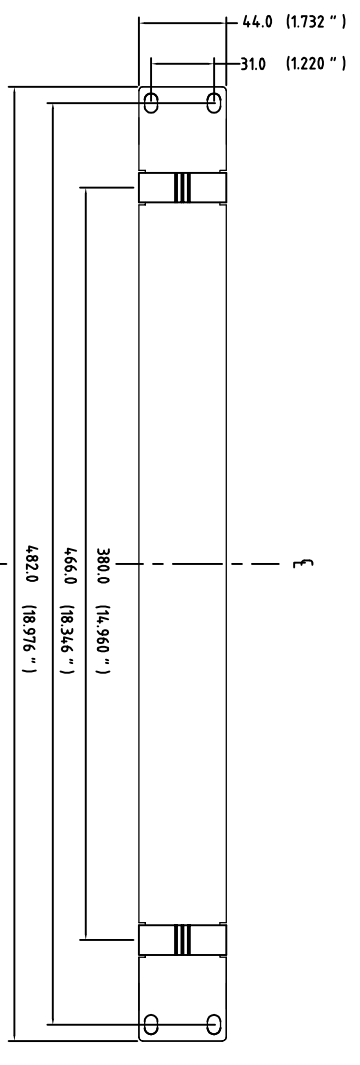


FIRST ANGLE PROJECTION

1 2 3 4 5 6 7 8 9 10



Case is fabricated from 1.5mm (0.059") aluminium sheet with a 3mm (0.118") thick aluminium front panel.  
The handles are made from extruded aluminium.  
All assembly hardware is steel.

Tolerances unless otherwise stated:

General tolerances ±0.20

Resultant tolerances between hole centers ±0.15

Tolerances on hole diameters ±0.05  
Angles ± 0.5°  
Surface finish 32/

Required Finish: Scale: 1:1 ALL DIMENSIONS IN MILLIMETRES

Drawn By: M YATES

Checked By:

Drawing Number

Date drawn: 11.6.07

DO NOT SCALE



METCASE ENCLOSURES  
15 Brunel Way  
Segensworth East, Fareham,  
Hampshire, PO15 5TX, UK

www.metcase.com

Part Name: GENERAL ASSEMBLY 165 MM ENCLOSURE

Part Number: M4.91911X

ISS C

Sheet 1 of 1

OKW ENCLOSURES LTD (DATE AS SHOWN). THIS DRAWING CONTAINS PROPRIETARY INFORMATION OF OKW ENCLOSURES LTD AND IS TENDERED SUBJECT TO THE FOLLOWING CONDITIONS: THE INFORMATION BE RETAINED IN CONFIDENCE, NOT BE REPRODUCED OR COPIED, AND NOT BE USED OR INCORPORATED IN ANY PRODUCT, UNLESS PERMISSION IS OBTAINED IN WRITING FROM OKW ENCLOSURES LTD.

A2